Cold water non-circulation device

▸ AQUASTOP - AQUASTOP XL

Cold water anticirculation device with G 3/4" and G 1" connections applicable upstream of heating units

PRESENTATION



AQUASTOP - AQUASTOP XL are cold water circulation of cold water that can be applied upstream of heating elements upstream such as radiators or towel warmers in order to prevent, in the case of a mixed heating and air conditioning heating and air conditioning systems, cold water from circulating in them, which can cause problems in summer, such as dripping condensation.

Both have an internal thermostat that keeps the passage open above a water temperature of 19°C. When the temperature drops below this value, the thermostat retracts preventing cold water from reaching the consumers. This prevents the cooling of a system such as a radiator in summer, preventing the the formation of condensation drops on the radiator itself.

The two devices are available with G 3/4" flat-seal connections (EUROK compatible with the adapter included) and G 1".

TECHNICAL DETAILS

Closing temperature	19 ± 1.5° C
Max ΔP operating at the valve ends	1 bar
Maximum operating pressure	10 bar
Maximum operating temperature	80° C

MATERIALS

- Brass components: CW617N
- Spring and elastic rings: stainless steel
- O-ring: EPDM perox

© 2020 IVAR S.p.A.

DIMENSIONS

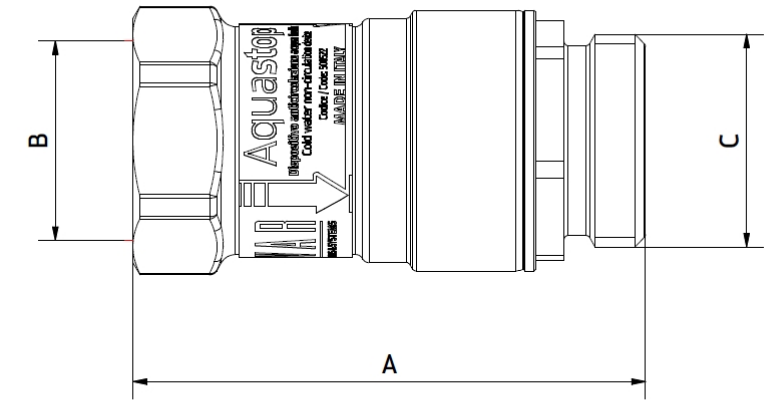

Art.	Cod.	A	B	C
AQUASTOP	500522	63	G 3/4"	EK

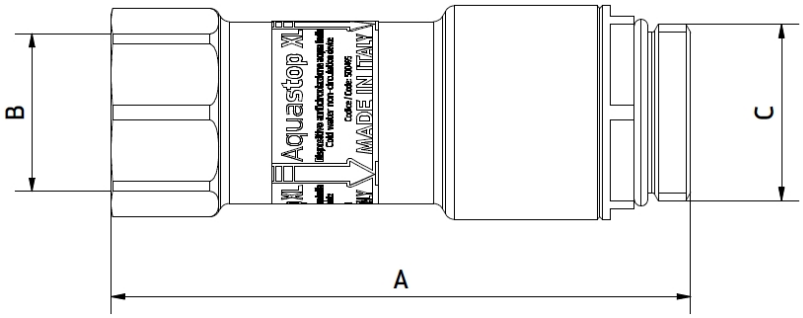

Art.	Cod.	A	B	C
AQUASTOP XL	500495	108.5	G 1" F	G 1" M

INSTALLATION

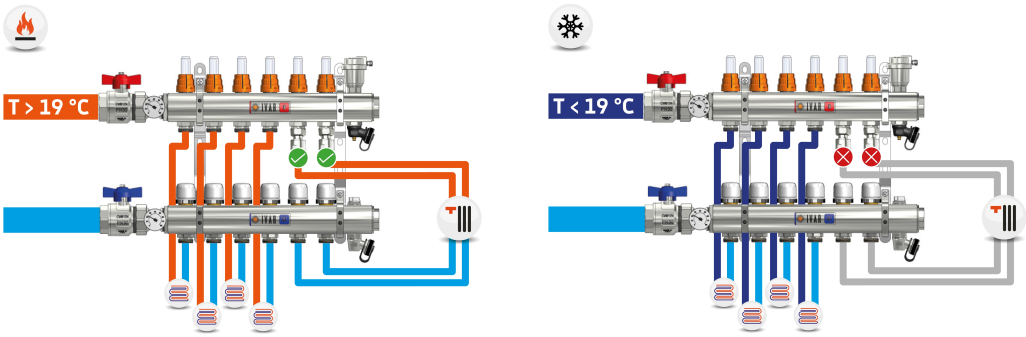

AQUASTOP can be installed upstream of heating elements such as radiators or towel warmers to prevent water from circulating inside them and causing problems such as dripping condensation in summer.

AQUASTOP application example

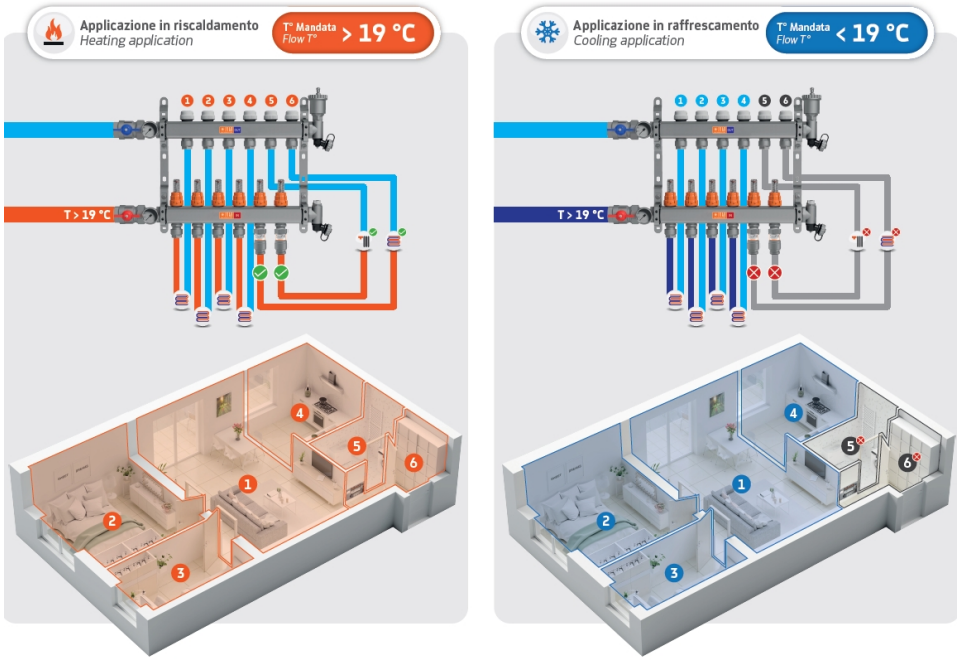

During winter operation, circuits 5 and 6 on which AQUASTOP is installed are regularly supplied with hot water. In summer operation, on the other hand, AQUASTOP interrupts the supply of cold water both on circuit 5, dedicated to the radiator, and on circuit 6, intended for the radiant floor. This prevents the formation of condensation on the radiators or in particularly humid environments such as the bathroom.

AQUASTOP XL application example

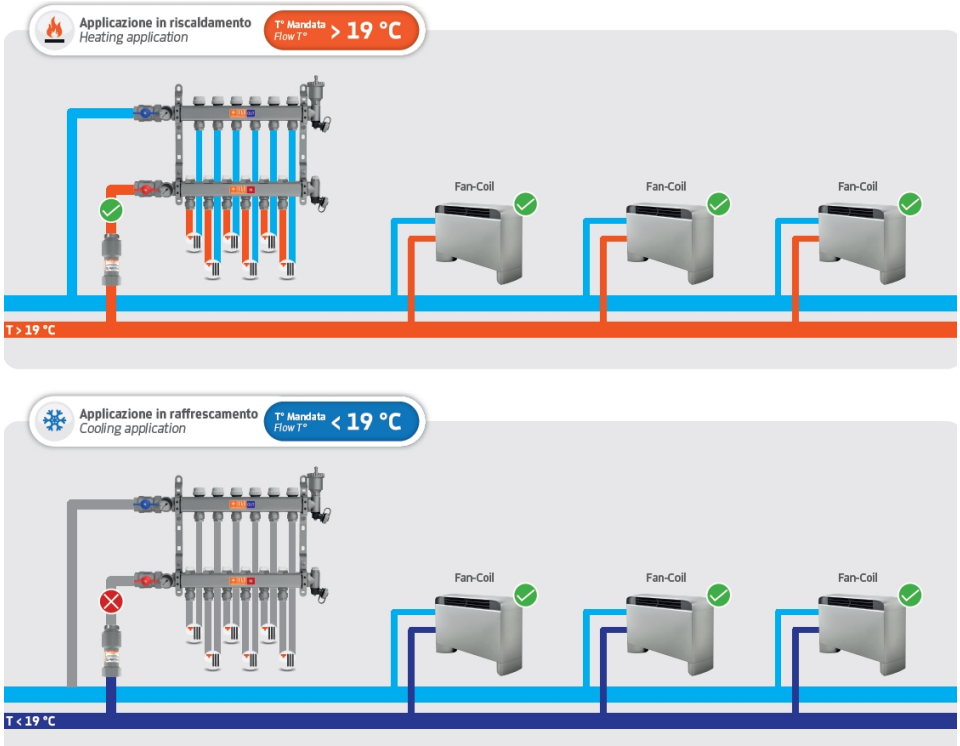

In this first application example, AQUASTOP XL is used to interrupt the cold water supply to an entire collector. It is important to note that in this case the device should be installed immediately downstream of the branch and as close to it as possible.

AQUASTOP XL application example

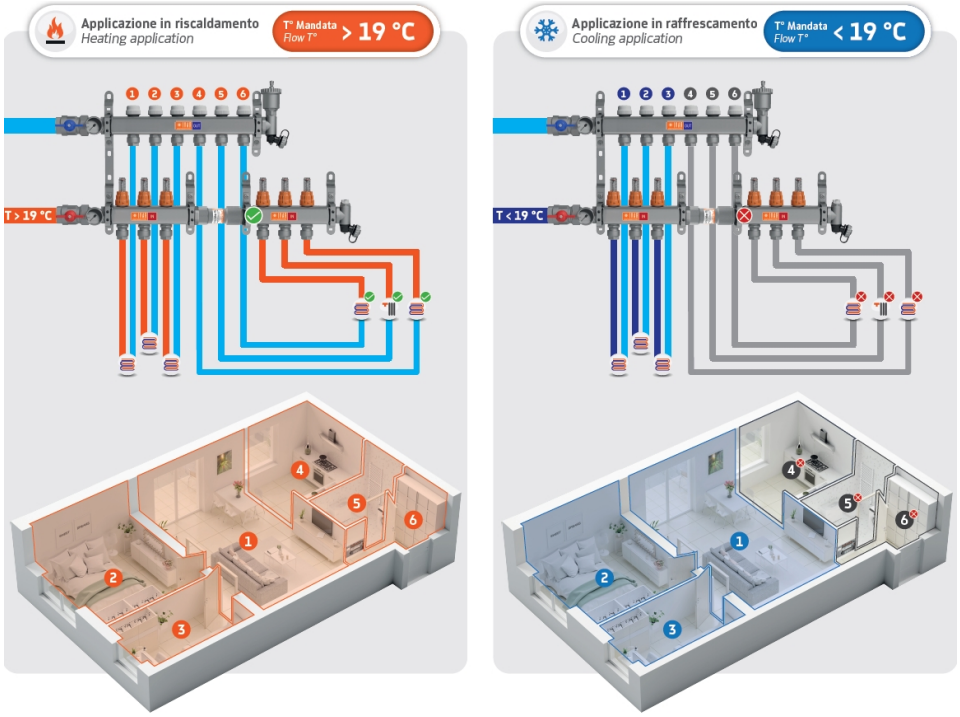

In this second application example, AQUASTOP XL is used to section off a manifold, with circuits 1 to 3 always supplied and circuits 4 to 6 supplied for heating only. This is a cost-effective solution compared to installing three different AQUASTOPs on circuits 4, 5 and 6.

HYDRAULIC FEATURES

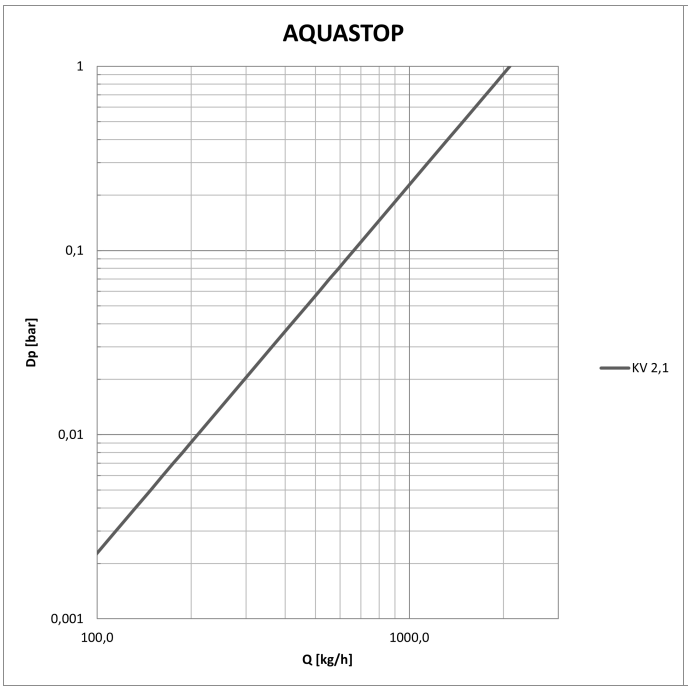

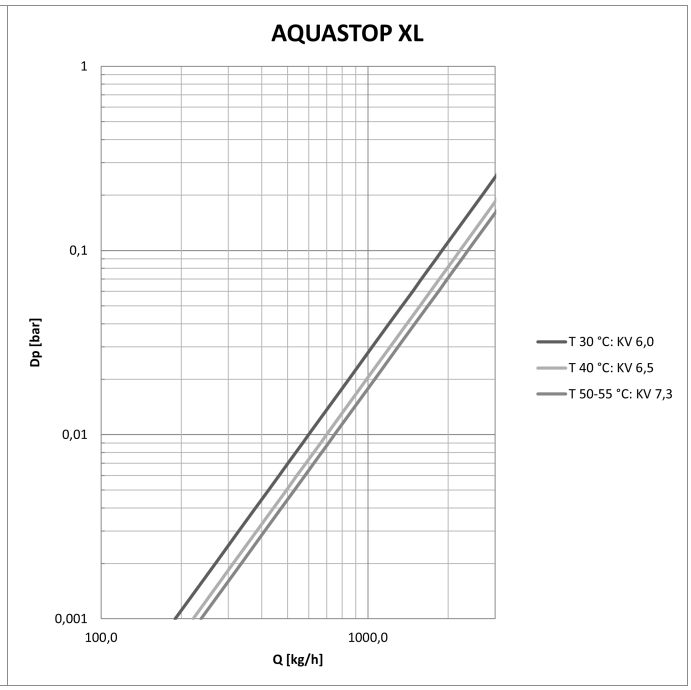

CONSTRUCTION DETAILS

To enable the proper loading of a system consisting of a manifold with several branches, it is necessary to load the circuits starting with those on whose supply line AQUASTOP is mounted.

- Load these circuits in reverse, from the fill/drain plug on the return manifold, for example;
- While loading the circuits with cold water, heat the AQUASTOPs with an industrial hair dryer taking into account the maximum temperature for the product insert (80 °C);
- Keep the insert at a temperature higher than 19 °C thanks to the hair dryer until the water rises in the circuit, passes the AQUASTOP and reaches the discharge manifold;
- Vent any air from the circuit thanks to the discharge manifold vent;
- Close the flow meter of the circuit just loaded and proceed to load the next ones.

SPECIFICATION SUMMARY

IVAR AQUASTOP 500522: cold water anticirculation device. Connections: G 3/4" F x EUROK. Closing temperature 19° C ± 1.5° C. Brass components CW617N; stainless steel spring and snap rings; peroxide EPDM o-ring. Max operating pressure difference at the ends of the valve 1 bar; max operating pressure 10 bar; max operating temperature 80° C. Equipped with adapter for connection to EUROK fitting.

IVAR AQUASTOP XL 500495: cold water anticirculation device for high flow rates. Connections: G 1" F x G 1" M. Closing temperature 19° C ± 1,5° C. Components in brass CW617N; spring and snap rings in stainless steel; o-ring in peroxide EPDM. Max operating pressure difference at the ends of the valve 1 bar; max operating pressure 10 bar; max operating temperature 80° C.

© 2020 IVAR S.p.A.

CODES

500522	AQUASTOP - G 3/4" F x EUROK with adapter for EUROK-flat seal fittings
500495	AQUASTOP XL - G 1" F x G 1" M

IVAR S.p.A.
Via IV Novembre, 181
25080 Prevalle (BS), Italy
T. +39 030 68028 – F. +39 030 68 01 329
info@ivar-group.com – www.ivar-group.com

IVAR S.p.A. reserves the right to make improvements and changes to the products and related documentation at any time and without notice. All rights reserved. Reproduction in whole or in part is prohibited without the prior consent of the copyright owner.